


































Caster Selection























	Swivel	Rigid	Swivel with Stopper	Rigid with Stopper	Adjuster
Medium Weight	J Type  P.15	K Type  P.21	JB Type  P.27	KBZ Type  P.33	
	JA Type  P.39	KA Type  P.45	JAB Type  P.51	KABZ Type  P.57	
Small Type	JM Type  P.63	KH Type  P.65			AD Type  P.64
	JM Type  P.67	KH Type  P.69	JMB Type  P.71		
Heavy Duty	JH Type  P.73		JHB Type  P.75		
Super Heavy Duty	JHW Type  P.77	KHW/KW Type  P.78			
	Towing				

	Swivel	Rigid	Swivel with Stopper
Medium Weight	HJ Type  P.99	HK Type  P.100	HJS Type  P.101
	PCJC Type  P.104	PCKE Type  P.105	PCKC Type  P.106













	Swivel	Rigid	Swivel with Stopper
Pneumatic Rubber / Airless Wheel	HLJ/HFJF Type  P.111	HLK/HFKF Type  P.113	HLJB/HFJBF Type  P.115

	Swivel			Adjuster
Low Height	T Type  P.79	TN Type (Dust-Proof)  P.80	TH Type (Heavy Duty)  P.81	AE Type  P.82

Wheel Selection

Medium Weight	Wheel Materials					
	Rubber		Urethane Rubber		Nylon	
Steel Rim	S Type	SR Type (Red Rubber)	SUI Type	SUIE Type (Anti-Static)		
	 P.83	 P.83	 P.85	 P.85	Build- to-order manufacturing	
	SH Type (High-Rebound)	CR Type (Heat-resistance)				
	 P.84	 P.84				
	Radial Bearing	SV Type	SHV Type (High-Rebound)			
		 P.90	 P.90			
Nylon Rim	PN Type		PNU Type	PB Type		
	 P.86		 P.87	 P.89		
	Stainless Steel Bearing	PND Type		PNUD Type	PBD Type	
 P.86			 P.87	 P.89		
Spindle Sleeve ⊗	PNA Type		PNUA Type	P Type		
	 P.88		 P.88	 P.90		
	Pneumatic Rubber / Airless Wheel	Rubber Wheel Steel Rim	Silent Running Wheel	Steel		
	HL/HF Type	H Type	PC Type	F Type	Spindle Sleeve ⊗	
	 P.116	 P.102	 P.108	 P.98	 P.98	

* The wheel with a spindle sleeve may cause trudge, noise, etc. when heavily loaded. When heavily loaded, we recommend you to use a wheel including bearings.

Heavy Duty	Wheel Materials				
	Rubber	Urethane Rubber	Nylon	MC Nylon	
Steel Rim	RG-200	RF Type			
	 P.91	 P.92			
Aluminium Rim	RG-100~150 Type	R Type		RR-130~200 Type	
	 P.91	 P.92		 P.93	
Nylon Rim			RGN Type		
			 P.91		
MC Nylon Rim				RR-50~100 Type	
				 P.93	
				UWB Type	UWBS Type
				 P.94	 P.97
Stainless Steel Bearing				UWBD Type	UWBSD Type
				 P.95	 P.97
Spindle Sleeve ※				UWA Type	
				 P.96	

* The wheel with a spindle sleeve may cause trudge, noise, etc. when heavily loaded. When heavily loaded, we recommend you to use a wheel including bearings.