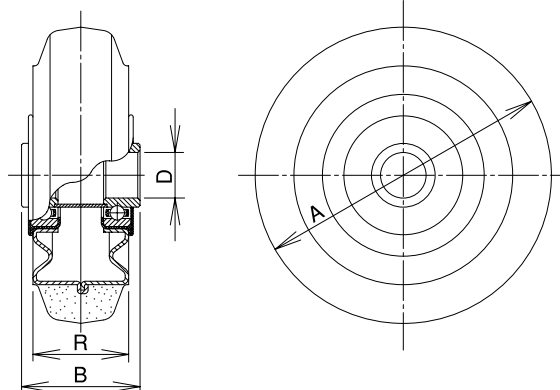







# S/SR<sub>Type</sub>

Wheel

## S Type Steel Rim · Polybutadiene Rubber Wheel

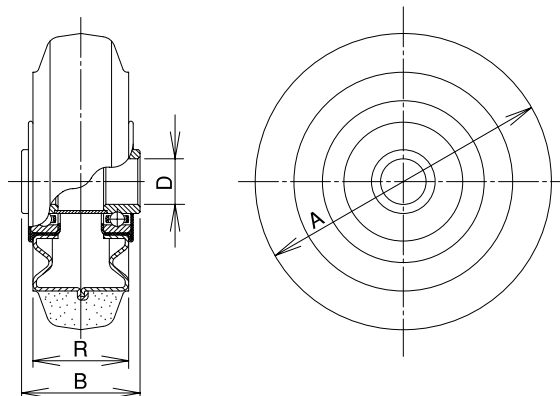


Unit: mm






Size 	Model Number	Load Capacity		Boss Width B 	Tire Width R 	Shaft Diameter D 	Steel Ball Bearing	Weight (g) 	Compatible Caster Bracket
		(daN)	(kgf)						
75	S-75	80	81.6	39	32	10	200B	200	J, JA K, KA JB, JAB KBZ, KABZ
100	S-100	130	132.6	42	35	12	201B	360	
130	S-130	180	183.6	52	42	20	204B	780	
150	S-150	200	204.0	55	45	20	204B	960	
200	S-200	250	255.0	55	45	20	204B	1,670	
250	S-250	330	336.6	64	50	25	205B	2,520	J, K, JB
300	S-300	350	357.0	71	50	25	205B	4,770	J, K

Wheel Rim: Steel

## SR Type Steel Rim · Polybutadiene Red Rubber Wheel



Unit: mm

Size 	Model Number	Load Capacity		Boss Width B 	Tire Width R 	Shaft Diameter D 	Steel Ball Bearing	Weight (g) 	Compatible Caster Bracket
		(daN)	(kgf)						
75	SR-75	60	61.2	39	32	10	200B	200	J, JA K, KA JB, JAB KBZ, KABZ
100	SR-100	100	102.0	42	35	12	201B	360	
130	SR-130	140	142.8	52	42	20	204B	780	
150	SR-150	160	163.2	55	45	20	204B	960	
200	SR-200	200	204.0	55	45	20	204B	1,670	
250	SR-250	260	265.2	64	50	25	205B	2,250	J, K, JB

Wheel Rim: Steel